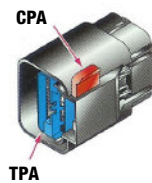



APEX 2.8 mm Connector Assembly Instructions

FEMALE

1 CPA and TPA in pre-staged position




2 Insert female terminal through rear mat seal.



3 Seat female terminal into connector cavity. Listen for audible "click."




4 Push TPA into its locked position.




MALE

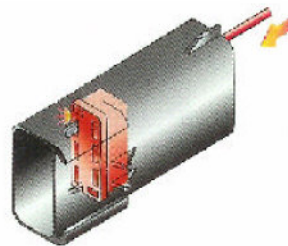
1 CPA and TPA in pre-staged position



2 Insert male terminal through rear mat seal.



3 Seat male terminal into connector cavity. Listen for audible "click."



4 Push TPA into its locked position.

